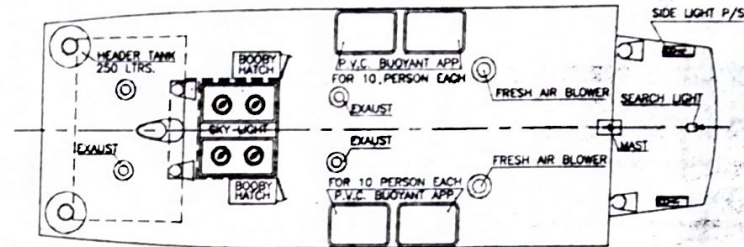


PROFILE



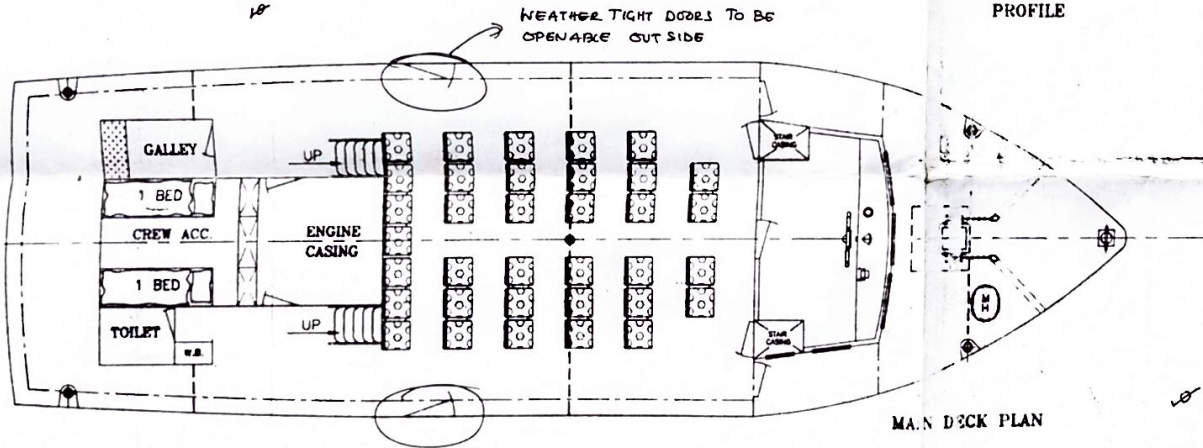
SHELTER DECK PLAN

GENERAL PARTICULARS :

LENGTH	O.A.	18.00 M.
LENGTH	LWL	17.02 M.
LENGTH	B.P.	16.34 M.
BREADTH	MLD.	5.50 M.
DEPTH	MLD.	2.60 M.
DRAFT	SCANTLING	1.80 M.
FRAME	SPACING	500 mm.

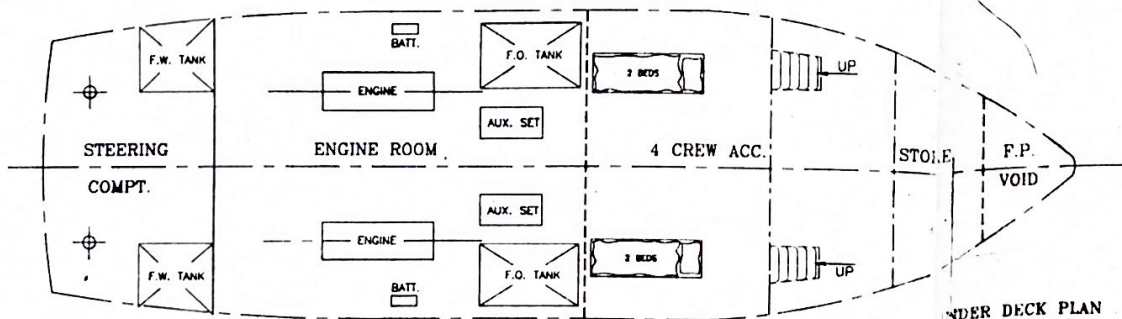
ENGINES	: ALM. 680-148 BHP AT 1800 RPM. EACH 2 NOS.
GEAR BOXES	: KPC MAKE 509 HYDRAULIC REVERSE REDUCTION. 3 : 1 RATIO 2 NOS.
CREW	: 6 PERSONS

ANCHOR WINDLASS	: MANUALLY OPERATED
STEERING GEAR	: MECHANICAL DRIVE MANUALLY OPERATED.



MAIN DECK PLAN

STERN TUBE ENTRY IS TO BE ENCLOSED IN A WATERTIGHT ENCLOSURE.



UNDER DECK PLAN

INDIAN REGISTER OF SHIPPING
MUMBAI
DATE: 29 SEP 2004
NOTED FOR INFORMATION

Owner	GARWARE SHIPPING CORPORATION LTD.		
Builder	MUMBAI THANE SHIPBUILDERS		
Project	18M. TWIN SCREW 35 PASSENGER LAUNCH		
Title	GENERAL ARRANGEMENT		
Designed By	M.D.C. Marine And Associates Naval Architects And Engineers 80-A/2, DAWAT CO-OP SOC. S.D. HAN ROAD MAZGAON MUMBAI-40 TELEPHONE : 5370 1536		
Computed	S.M.	Scale	1 : 60 Date 09-09-2004
Checked	S.A.M.	Project No.	0412 Drg. No. 0412/01